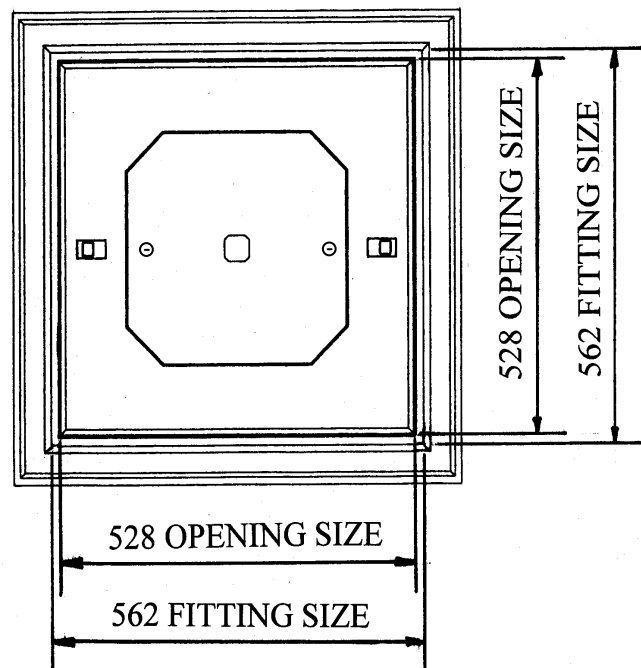
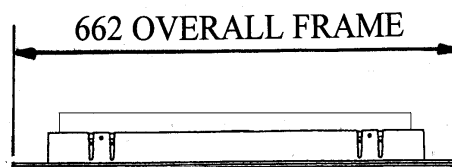
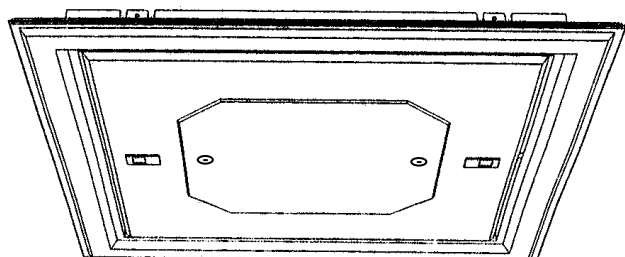


LOCKABLE PUSH UP LOFT ACCESS DOOR

CODE **GL261**



Description:

The GL261 Lockable Push Up Loft Access Door provides an unobtrusive and cost effective alternative to traditional loft space access. The GL261 provides the extra security of key locks, which are ideal for preventing unauthorized access into the loft space.

The lockable catches pull the door down onto the compression seal to give a tight seal between the door and frame preventing the problem of moist air entering the roof space and causing damage to the roof structure and items in the loft space.

The door and frame have been designed with the aesthetic appearance of the modern home in mind and finished with a lightly textured surface that can be easily cleaned with a solvent free damp cloth.

Alternatively the GL261 can be painted to match interior decor.

COLOUR	White Textured Finish
PACKING DETAILS	Individual cardboard box with internal polythene bag
MATERIAL	High impact Injection moulded Polystyrene
DOOR SEAL	PVC Foam
FRAME SEAL	Polyurethane
INSULATION	EPS / PU

Environmental Assessment

Insulation used in the GL261 Has a Global Warming Potential (GWP) of less than 5 and is CFC/HCFC-free with zero Ozone Depletion Potential (ODP)

MANTHORPE BUILDING PRODUCTS LTD
MANTHORPE HOUSE
BRITTIAN DRIVE
CODNOR GATE BUSINESS PARK
RIPLEY
DERBYSHIRE DE5 3ND

TEL: 01773 514 200
FAX: 01773 514 262
EMAIL:
sales@manthorpe.co.uk
WEB:
www.manthorpe.co.uk

DRN

Date 06.04.09

The company maintains a policy of continuous development of its product range and reserves the right to amend the specification without notice.

DRG No

MBP 8281

Issue

A